



ಬೃಹತ್ ಬೆಂಗಳೂರು ಮಹಾನಗರ ಪಾಲಿಕೆ
Bruhat Bengaluru Mahanagara Palike



BBMP COVID-19 WAR ROOM 23.07.2023

BBMP / COVID-19 WAR ROOM / BULLETIN – 1217/ 23.07.2023 / #BBMPfightsCOVID19



OVERVIEW OF COVID-19 IN BENGALURU

CASE TRENDS ACTIVE CASES **7**

<u>Confirmed Cases</u>	<u>Recovered Cases</u>	<u>Death Cases</u>
0	3	0
18,86,911 #	18,69,903 #	17,001 #

HOSPITALIZATION **0**

<u>ICU – V</u>	<u>ICU</u>	<u>HDU</u>	<u>General</u>
-	-	-	-

INCLUDES GOVT. QUOTA AND PRIVATE WALK-IN HOSPITALIZATION

VACCINATION **21** 2,07,01,295 #

<u>First Dose</u>	<u>Second Dose</u>	<u>Precaution Dose</u>
4	5	12
96,90,006 #	95,11,775 #	14,99,514 #

TRIAGING

MTU

0

Tele Triage

0

ACTIVE CZs

0

MCZs (< 5 cases)

0

Clusters (> 5 cases)

0

TESTING **224** 3,24,56,083 #

<u>Positivity : 0.57%</u>	<u>RAT</u>	<u>RTPCR</u>
<small>*FOR LAST 7 DAYS</small>	57	167

: indicates cumulative numbers till date



ABSTRACT OF COVID-19 SCENARIO IN BENGALURU



	MALE			FEMALE			TRANSGENDER			TOTAL		
	Last 24 Hours	Last 7 Days	Cumulative	Last 24 Hours	Last 7 Days	Cumulative	Last 24 Hours	Last 7 Days	Cumulative	Last 24 Hours	Last 7 Days	Cumulative
Positive Cases	0	9	11,12,022	0	4	7,74,693	0	0	196	0	13	18,86,911
Recovered Cases	2	10	10,99,679	1	9	7,69,094	0	0	187	3	19	18,69,903
Death Cases	0	0	10,770	0	0	6,227	0	0	4	0	0	17,001
Total Tests Done	In Last 24 hrs. : 224			In last 7 days : 2,294			Cumulative : 3,24,56,083					
Vaccine Doses Administered	In Last 24 hrs. : 21			In last 7 days : 36			Cumulative : 2,07,01,295					
ACTIVE CASES									7			

*Covid deaths occurred today : 00 | Covid deaths occurred beyond last 24hrs., reported today : 00



LAST 24 HOURS AGE GROUP AND GENDER WISE DISTRIBUTION

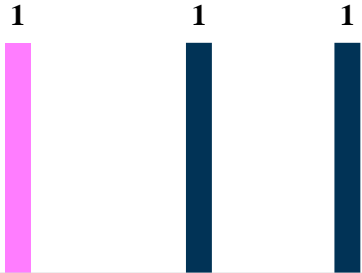


Positive Cases : 0

Female Male Transgender

0 - 9 10 - 19 20 - 29 30 - 39 40 - 49 50 - 59 60 - 69 >70

Recovered Cases : 3



0 - 9 10 - 19 20 - 29 30 - 39 40 - 49 50 - 59 60 - 69 >70

Death Cases : 0

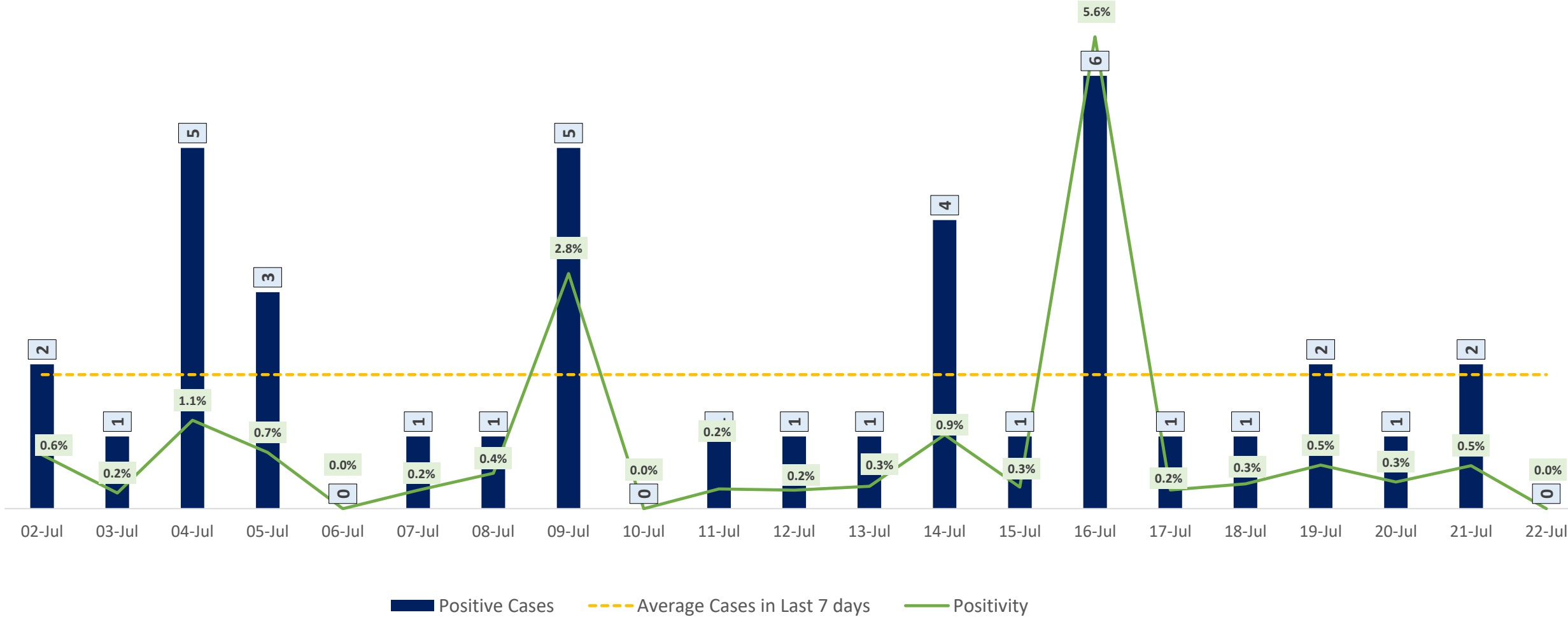
0 to 9 10 to 19 20 to 29 30 to 39 40 to 49 50 to 59 60 to 69 >=70



POSITIVITY RATE OF BENGALURU – LAST 21 DAYS



Average Cases in Last 7 days : 2

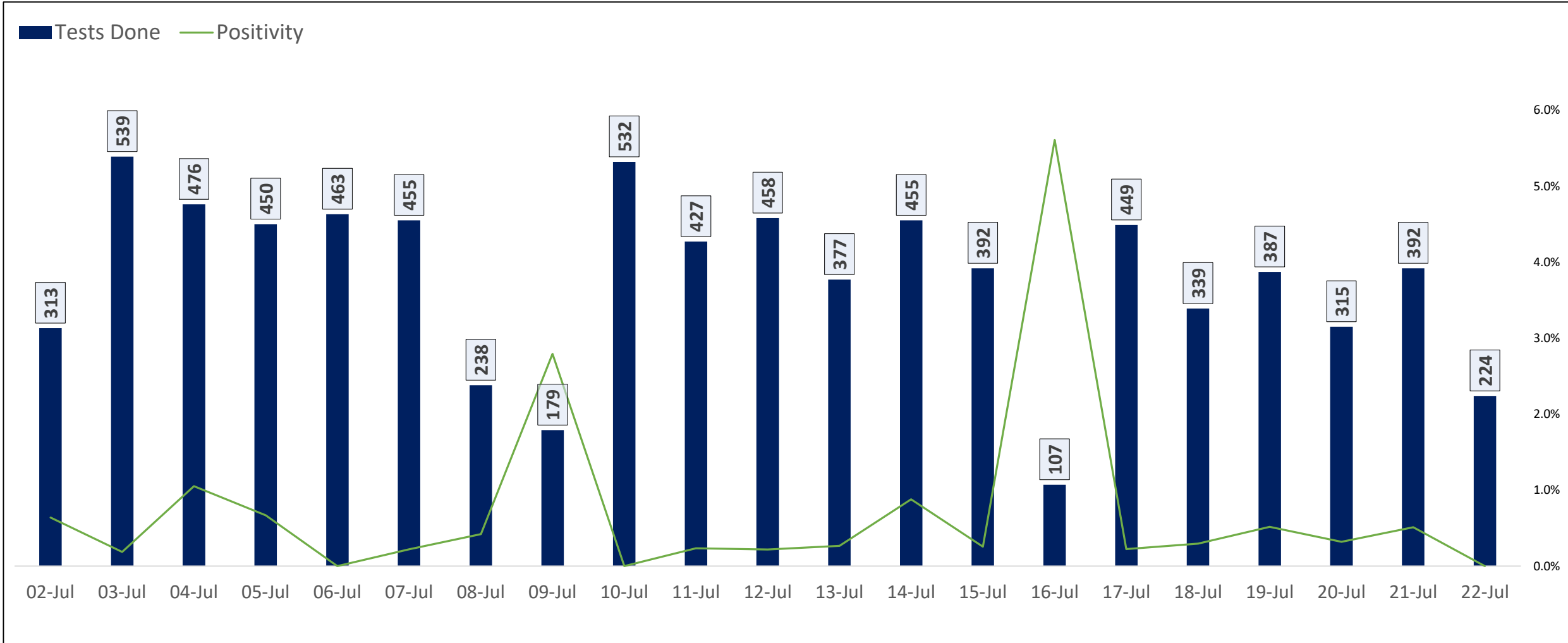




TESTING TRENDS IN BENGALURU



Total Test Conducted Till Date	Test Conducted Last 24 hours	Last 7 Days Average
3,24,56,083	224	328

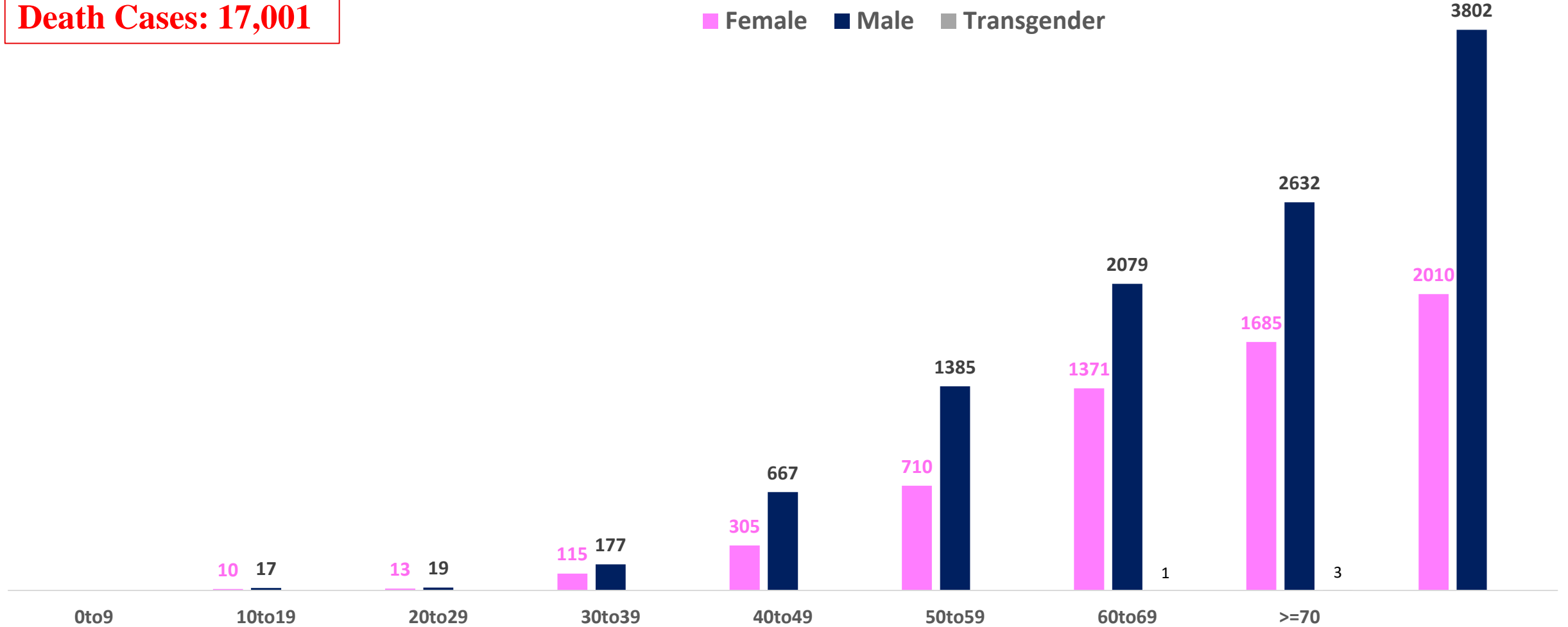




AGE AND GENDER WISE DISTRIBUTION OF DEATH CASES



Death Cases: 17,001





SNAPSHOT OF COVID-19 CASES IN BENGALURU URBAN



**Total Wards With
< = 1 Cases* :
190**

**Tests Conducted
on 22.07.2023:
224**

**Recovery
Rate*:
99.10%**

**Total
Active Cases :
7**

**Total Vaccinated
on 22.07.2023:
21**

**Positivity
Rate* :
0.57%**

**Active
Rate*:
0.00%**

**Case
Fatality Rate* :
0.00%**





*Total positive cases In the past 7 days

*CFR and positivity is for Past 7 days



ಬೃಹತ್ ಬೆಂಗಳೂರು ಮಹಾನಗರ ಪಾಲಿಕೆ
Bruhat Bengaluru Mahanagara Palike



Download BBMP Bulletin	https://apps.bbmpgov.in/covid19/mediabulletin.php
To register for vaccination :	https://selfregistration.cowin.gov.in/
BBMP COVID19 Dashboard:	https://apps.bbmpgov.in/covid19/
Follow us on:	 www.facebook.com/bbmp.comm1/
	 twitter.com/BBMPCOMM
	  BBMPSplHealth

Issued by:

Honorable Chief Commissioner, BBMP
Special Commissioner Health, BBMP
MD, Bengaluru Smart City Limited

THANK YOU !

ಬೃಹತ್ ಬೆಂಗಳೂರು ಮಹಾನಗರ ಪಾಲಿಕೆ
Bruhat Bengaluru Mahanagara Palike

**ನಾಯಿ ಕಚ್ಚಿದಾಗ ತಕ್ಷಣ ಅನುಸರಿಸಬೇಕಾದ
ಪ್ರಥಮ ಚಿಕಿತ್ಸೆ ವಿಧಾನಗಳು**

 ನಾಯಿ ಕಚ್ಚಿದ ಗಾಯವನ್ನು ಹರಿಯುವ ನೀರಿನಿಂದ ಸಾಬೂನನ್ನು ಉಪಯೋಗಿಸಿ 15 ನಿಮಿಷಗಳು ತೊಳೆಯಿರಿ

 ಕಚ್ಚಿದ ಗಾಯಕ್ಕೆ Dettol ಅಥವಾ ಇನ್ನಿತರೆ anti-septic ದ್ರವವನ್ನು ಹಚ್ಚಿ

 ಆಂಟಿ ರೇಬೀಸ್ ಲಸಿಕೆಗಾಗಿ ಹಾಗೂ ಸೂಕ್ತ ಚಿಕಿತ್ಸೆ ಗಾಗಿ ಹತ್ತಿರದ ವೈದ್ಯರನ್ನು ಅಥವಾ ಬಿಬಿಎಂಪಿ ಅಸ್ಪತ್ರೆಯನ್ನು ಸಂಪರ್ಕಿಸಿ

  @BBMPSplHealth **BBMP RABIES HELPLINE: 6364893322**

